

RIVIERA SPAS

FOR PRIVATE INSTALLATIONS

PRICE LIST 2021 Valid from 01/01/ until 31/12/2021


Sales prices in Euro excl. VAT



www.rivierapool.com

RivieraPool®
PREFABRICATED SWIMMING POOLS • WHIRLPOOLS

STRATO 2.1



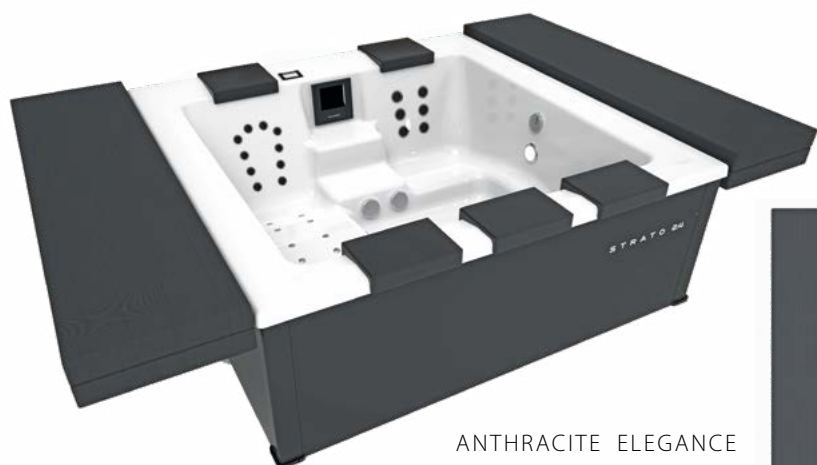
ANTHRACITE ELEGANCE
Art.-no. C STR 15 01 34



Entry step for portable spas
STRATO 2.1 und STRATO 2.4
Dimensions: 83 x 49 x 42 cm (l x w x h)

New! STRATO 2.4

– Available from May 2021



ANTHRACITE ELEGANCE
Art.-no. C STR 24 01 34



Colour combinations: Strato 2.1 and Strato 2.4 see page 14.



Riviera Portable Spa

	Strato 2.1	Strato 2.4 *
Whirlpool type		
Dimensions in cm outside	216 x 216 x 92 cm	226 x 226 x 92 cm
Water capacity in ltrs / Shell weight (without accessories)	1.200 l / 380 kg	1.660 l / 410 kg
Basic equipment		
Shell sanitary acrylic reinforced with fibreglass	●	●
PU-hard foam insulation in bottom and corners, insulating panels all around behind the cabinet panels	●	●
Underwater colour LED-light	2	2
Supports for hardtop, 4 elements, extendible	●	●
Headrest	4	5
Massage equipment		
Jet Control	2	2
Superjets	6 + 4	6 + 4 + 4
Turbojets	2	4
Microjets	10	10
Air channel jets	8	8
Aeration for massage jets	●	●
Technical		
Massage pump 1 x 1,0 kW	●	●
Massage pump 1 x 1,5 kW (not switchable via remote control)	-	●
2-speed-pump for filtration and massage	●	●
Blower 0,5 kW	●	●
Cartridge filter 50 sqft	1	1
Ozonator for basic disinfection	●	●
Heater 3 kW – 230 V	●	●
Pool-Control with Spa Touch	●	●
Connected load	1 x 230 V / 16 Amp.	1 x 400 V / 16 Amp.
Pool in white/ covering made of aluminium profiles, fine structured surface (Colour table + art.-no. see page 14)	€ 15.466,39 C STR 15 01..	€ 18.445,38 C STR 24 01..
Accessories		
Hardtop insulation cover, 4 parts, RivieraTex, with cover as protection against rain and pollution. Riviera Tex is a 100% dyed polyester fabric, PU-coated, water-resistant Colours: light grey (06), anthracite (08), beige grey (09)	€ 1.756,30 A STR 150 71..	€ 1.844,54 A STR 240 71..
New! Winter cover made of RivieraTex, Colours: light grey (06), beige grey (09)	€ 563,03 C STR 150 72..	€ 617,65 C STR 240 72..
Insulating cover (5 mm foam)	€ 382,35 C STR 150 700	€ 550,42 C STR 240 700
Lighting for the baseboards, LED white, (see page 12)	€ 420,17 C 7 010 130	€ 420,17 C 7 010 130
LED light	●	●
Remote control for jet, whirl, light	€ 310,92 C 7 010 001	€ 310,92 C 7 010 001
Manual vacuum cleaner	€ 151,26 C 7 010 003	€ 151,26 C 7 010 003
Filter cartridge	€ 61,34 C L8 17-0050	€ 61,34 C L8 17-0050
Entry step in colour white (10), anthracite (20), beige grey (30)	€ 735,29 C STR1507..	€ 735,29 C STR1507..
Transport costs	on request	on request
Additional price for a specific delivery time using a lifting platform/lifting truck	on request	on request

Riviera Inground Spa

An inground spa is an incredible permanent fixture to add to your home. With installation available for either the interior or exterior of your home, our inground spa is uniquely designed with a durable and resilient frame that offers maximum enjoyment wherever you choose to place it.

Our pools and spas are meticulously designed with dozens of high-end features that deliver an experience you will never forget. With an intense focus on creating a relaxing, comforting, and therapeutic experience, our design team crafted a massage jet system capable of providing a full spectrum of kneading options. The massage jet system was carefully created to provide a soothing, restorative, and relaxing experience for the entire body, with special attention being spent on the shoulder, neck, lower back, and feet.

The powerful massage jets harness the power of water and air to create an adjustable and customizable massage experience. In addition to the massage jets, bubble seats can be added to your inground spa and pool experience, adding to the overall effervescent experience. By drawing in air and forcing through the jets and seats, your body will be treated to a therapeutic and healing massage. The heater provides a deep warmth that loosens muscles and calms the nerves. For those who seek even more warmth, our inground spas and pools can be equipped with an optional hot-water heat exchanger that can be directly connected to the boiler in your home, maximizing efficiency and adding extra heat to your experience. In other words, no matter how chilly it might be outside, the heating capacity of your spa and pool will keep you warm.

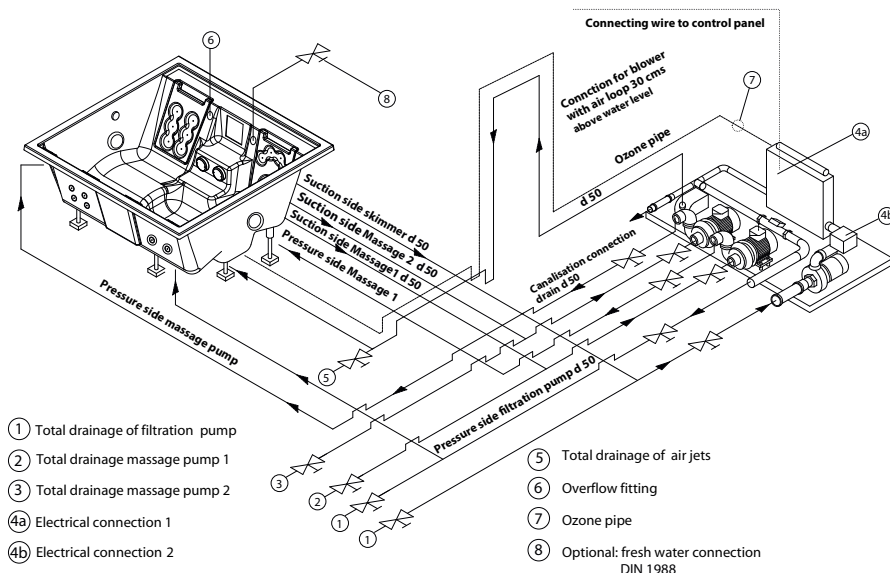
Featuring fully adjustable settings, features, and amenities found in the Pool Control Panel, including filter cycle programs, the inground spa and pool has everything you need to keep your pool running efficiently, all while keeping you relaxed. When something does go wrong, the LCD screen is able to identify a variety of warning messages or errors to help pinpoint you in the right direction. In addition to environment control panel optionally that is the nerve center of your pool, a convenient remote control comes with our spas – meaning you can make your adjustments without ever leaving the comfort of the water.

Available Colours: white, sea blue, anthracite, limestone

Fittings are light grey with stainless steel face plates.

Inground pools and spas from Riviera offer the ultimate in relaxation, convenience, and simplicity – everything your whirlpool needs for years and years of enjoyment.

The air suction for the seating should be installed in the technical room or at a suitable place above the water level.



Riviera inground spas

Type Whirlpool

Dimensions in cm outside
Water capacity in ltrs / Shell weight
(without accessories)

Basic equipment

Shell from sanitary grade acrylic with fibreglass reinforcement
Adjustable supporting frame
PU foam insulation
Halogen underwater light 50 W -12 V
Headrests

Massage equipment

Superjets

Turbojets

Microjets

Air channel jets

Hygiene and controls

Flat skimmer with cartridge in plant room
Skim filter with cartridge
Distribution valve

Sales prices in Euro excl. VAT

Colours: white
sea blue

New!

anthracite
limestone

Technical

Technical equipment ELS

Filter pump
Massage pump
Heater kW
Blower
Pool control with Spa Touch
Connected load in kW

Sales prices in Euro excl. VAT

Technical equipment PWW

identical to ELS *¹ but with heat exchanger 40 kW
in addition to 1 x 3 kW electric heater

Accessories

Remote control for jet, whirl, light

Vacuum Hoover manual

Insulating cover white (5 mm foam)

Hardtop insulation cover made of *RivieraTex*, 4-pieces,
Colours: anthracite (08), beige grey (09), light grey (06)

Hardtop insulation cover "*Wind & Weather*", made of *RivieraTex*
4-pieces weather proof, (2-pieces by Roman 195 + 225)
Colours: anthracite (08), beige grey (09), light grey (06)

Additional Massage Equipment opposite the steps,
4 multi-jets, 1 Multi-Masterjet, with its own pump
1,5 kW and circuit (not switchable via remote control),
connection 400 V

Grabrail, stainless steel, polished

Filter cartridge per piece

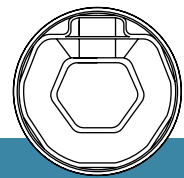
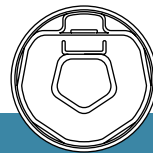
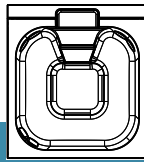
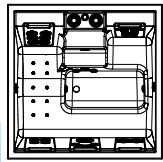
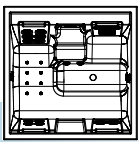
Inlet fitting

Overflow fitting

Transport costs

Additional price for a specific delivery time using a lifting
platform/lifting truck

*¹ not switchable via remote control, 400 V connection



Strato 2.0	Strato 2.3	Wave 2.0	Roman 195	Roman 225
194 x 194 x 80 cm 1.300 l /ca. 110 kg	226 x 226 x 85 cm 1.800 l /ca. 170 kg	206 x 226 x 85 cm 1.710 l /ca. 135 kg	ø 193 cm / 83 cm 1.100 l /ca. 100 kg	ø 223 cm / 83 cm 1.680 l /ca. 170 kg
● ● ● 1 4	● ● ● 1 4 (5th place optional)	● ● ● 1 4	● ● ● 1 —	● ● ● 1 —
6 + 4 2 10 8	6 + 4 2 10 10	6 4 10 16	6 4 10 16	6 4 10 16
— ● 2	— ● 2	— ● 2	● — 2	● — 2
€ 10.726,89 C STR 110 001 C STR 110 002	€ 11.634,45 C STR 210 001 C STR 210 002	€ 11.289,92 C WAV 110 001 C WAV 110 002	€ 10.869,75 C ROM 110 001 C ROM 110 002	€ 12.016,81 C ROM 210 001 C ROM 210 002
€ 11.189,08 C STR 110 025 C STR 110 026	€ 12.096,64 C STR 210 025 C STR 210 026	€ 11.760,50 C WAV 110 025 C WAV 110 026	€ 11.331,93 C ROM 110 025 C ROM 110 026	€ 12.478,99 C ROM 210 025 C ROM 210 026
1 2 3 1 ● 1 x 230 V - 16 A € 3.483,19 C 6 500 151	1 2 3 + 2 1 ● 2 x 230 V - 16 A € 4.004,20 C 6 500 152	1 2 3 + 2 1 ● 2 x 230 V - 16 A € 4.004,20 C 6 500 152	1 2 3 + 2 1 ● * 2 2 x 230 V - 16 A € 5.869,75 C 6 500 101	1 2 3 + 2 1 ● * 2 2 x 230 V - 16 A € 5.869,75 C 6 500 101
€ 4.155,46 C 6 500 161 1 x 230 V - 16 A	€ 4.529,41 C 6 500 162 1 x 230 V - 16 A	€ 4.529,41 C 6 500 162 1 x 230 V - 16 A	€ 6.415,97 C 6 500 111 1 x 230 V - 16 A	€ 6.415,97 C 6 500 111 1 x 230 V - 16 A
€ 310,92 C 7 010 001 € 151,26 C 7 010 003 € 382,35 C STR 110 700 € 1.415,97 A STR110 72.. € 1.571,43 A STR110 73.. — € 424,37 B 5 220 000 € 61,34 C L8 17-0050 € 231,09 A 3 133 120 € 231,09 A 3 133 120	€ 310,92 C 7 010 001 € 151,26 C 7 010 003 € 563,03 C STR 210 700 € 1.844,54 A STR210 72.. € 1.924,37 A STR210 73.. € 1.130,25* 1 C 7 010 140 € 424,37 B 5 220 000 € 61,34 C L8 17-5000 € 231,09 A 3 133 120 € 231,09 A 3 133 120	€ 310,92 C 7 010 001 € 151,26 C 7 010 003 € 432,77 C WAV 110 700 € 1.756,30 A WAV210 72.. € 1.840,34 A WAV210 73.. — € 424,37 B 5 220 000 € 61,34 C L8 17-5000 € 231,09 A 3 133 120 € 231,09 A 3 133 120	incl. € 151,26 C 7 010 003 € 474,79 C 5 260 021 — € 1.163,87 A Rom110 71.. — € 424,37 B 5 220 000 € 86,55 C 6 007 000 € 231,09 A 3 133 120 € 231,09 A 3 133 120	incl. € 151,26 C 7 010 003 € 537,82 C 5 260 005 — € 1.394,96 A Rom210 71.. — € 424,37 B 5 220 000 € 86,55 C 6 007 000 € 231,09 A 3 133 120 € 231,09 A 3 133 120
on request on request	on request on request	on request on request	on request on request	on request on request

*2 not installed in the pool, installation in technical room or bathroom.

● = included

— = not included

Riviera Highline Spas

The next level in relaxation and luxury, Riviera Highline Spas are available for permanent installation anywhere inside or outside of your home. Designed for indoor or outdoor use, this spa will treat you to years of therapeutic massage, comfort, and relaxation.

Complete with an adjustable support frame designed to meet your specific needs, including an overflow gutter. The Riviera Highline spa is self-supporting and comes standard with adjustable legs. Constructed from sanitary and durable acrylic, the shell of the pool includes specially designed massage jets that are engineered, installed, and plumbed within the factory. The nozzles are designed and arranged to hit the major spaces of tension within the body, offering deep, soothing, and restorative massage that delights. Whether you want a deep massage or a light kneading, the adjustable jets will provide the exact level of complete relaxation you desire.

The powerful massage jets harness the power of water and air to create an adjustable and customizable massage experience. In addition to the massage jets, bubble seats can be added to your inground spa and pool experience, adding to the overall effervescent experience. By drawing in air and forcing through the jets and seats, your body will be treated to a therapeutic and healing massage that combines the soothing heat from the water with air being drawn from outside. The 5 KW heater provides a deep warmth that loosens muscles and calms the nerves. For those who seek even more warmth, our inground spas and pools can be equipped with an optional hot-water heat exchanger that can be directly connected to the boiler in your home, maximizing efficiency and adding extra heat to your experience. In other words, no matter how chilly it might be outside, the heating capacity of your spa and pool will keep you warm.

Featuring fully adjustable settings, features, and amenities found in the Pool Control Panel, including filter cycle programs, the inground spa and pool has everything you need to keep your pool running efficiently, all while keeping you relaxed. When something does go wrong, the LCD screen is able to identify a variety of warning messages or errors to help pinpoint you in the right direction.

In addition to the environment control panel that is the nerve center of your pool, a convenient remote control comes optionally with our spas – meaning you can make your adjustments without ever leaving the comfort of the water. The optional technical package comes complete with a heater, circulation pump, filter vessel, massage pumps, jets, and blowers. This package includes separate installation away from the spa itself, isolating the equipment in another space, cutting down on potentially intrusive noises and visuals, delivering a truly calming sensory experience without the clutter of equipment. The distance between the spa and the equipment should not exceed 10 m, and the overflow tank must be installed below the water level.

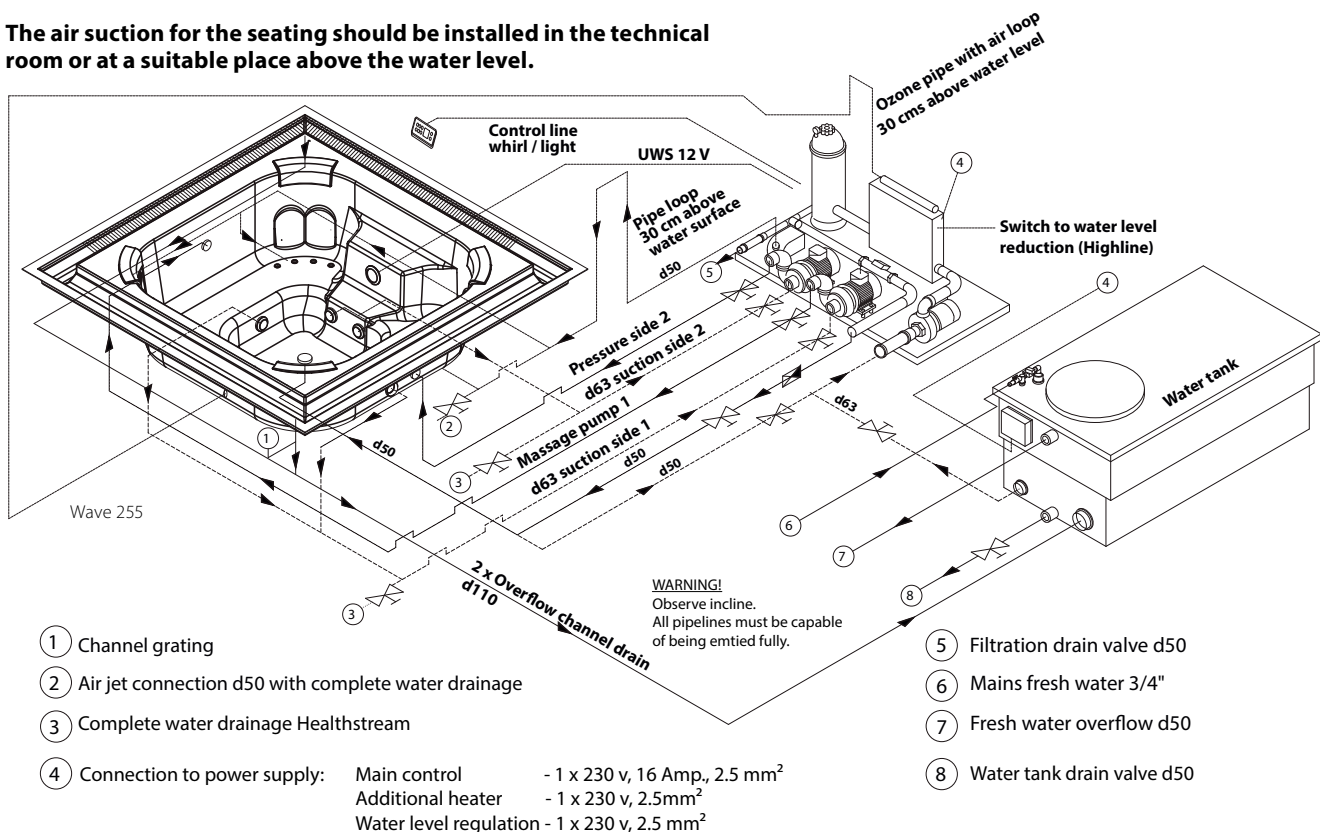
The Wave 255 operates as an overflow spa solution, allowing for rapid adjustment and capable of performing like a skimmer spa. The pool is also covered by an insulated cover, saving energy and keeping the pool ready to use at a moment's notice.

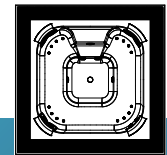
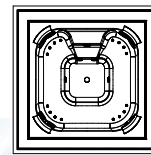
Highline Spas from Riviera Pools offer everything you could ever dream of in your whirlpool experience, offering years of relaxation, comfort, and luxury.



Overflow channel covered by coping stones.

The air suction for the seating should be installed in the technical room or at a suitable place above the water level.





Riviera Wave

	Wave 255 Highline	Wave 255	
Type Whirlpool			
Dimensions in cm	254 x 254 x 77 cm	254 x 254 x 77 cm	
Water capacity in ltrs	ca. 1.680 l	ca. 1.680 l	
Shell weight (without Accessories + Technique pallet)	170 kg	170 kg	
Basic equipment	Shell from sanitary grade acrylic with fibreglass reinforcement	●	●
	PU foam insulation	●	●
	Adjustable supporting frame and channel reinforcement	●	●
	Halogen underwater light 50 W -12 V	1	1
	Channel grating, PVC, white	—	●
	Support for gutter coping stone	●	—
	Channel drains, PVC	2 x d 110	2 x d 110
	Massage equipment	Superjets	6
Microjets		10	10
Turbojets		4	4
Volcano jet		1	1
Air channel seats		4	4
Jet Control		2	2
Sales prices in Euro excl. VAT			
Colours: white (01), sea blue (02)		€ 15.063,03 C WAV 210 0..	€ 14.588,24 C WAV 220 0..
New! anthracite (25), limestone (26)		€ 16.168,07 C WAV 210 0..	€ 15.684,87 C WAV 220 0..
Technical		Technical package EL/Ü	
	Pool control with Spa Touch	1	1
	Massage pump	2	2
	Filter pump	1	1
	Cartridge filter 50sq/ft	1	1
	Blower	1	1
	Ozone basic disinfection	●	●
Transformer 50 W-12 V	●	●	
Electric heater 230 V - 2 + 3 kW,	●	●	
Total connected load 2 x 230 V -16 Amp.			
Motorised changeover valve	1	—	
Sales prices in Euro excl. VAT	€ 7.151,26 C 6 500 300	€ 5.558,82 C 6 500 100	
Technical package PWW as technical package EL but with heat exchanger 40 kW in addition to 1 x 3 kW electric heater, 1 x 230 V-16 Amp.	€ 7.693,28 C 6 500 310	€ 6.105,04 C 6 500 110	
Power Pak , 2 massage pumps, 1 blower, transformer 50 VA, 4 Piezo-buttons and switchbox 400 V	€ 5.542,02 C 6 500 325	€ 4.983,19 C 6 500 123	
Accessories	Water tank 1.000 l capacity with water level regulator, dimensions: 2,00 x 1,15 x 0,80 m	€ 3.693,28 A 5 310 600	€ 3.693,28 A 5 310 600
	Insulating cover (5 mm foam)	€ 756,30 C WAV 210 700	€ 756,30 C WAV 210 700
	Remote control for jet, whirl, light	€ 310,92 C 7 010 001	€ 310,92 C 7 010 001
	Vacuum Hoover manual	€ 151,26 C 7 010 003	€ 151,26 C 7 010 003
	Grabrail, stainless steel, polished	€ 424,37 B 5 220 000	€ 424,37 B 5 220 000
	Overflow channel lighting	€ 1.768,91 A 2 012 170	€ 1.768,91 A 2 012 170
	Filter cartridge per piece	€ 86,55 C 6 007 000	€ 86,55 C 6 007 000
Transport costs	on request* 1	on request * 1	

* 1 A crane or a forklift with long forks is required for the unloading.

● = included

— = not included

Overflow Spas

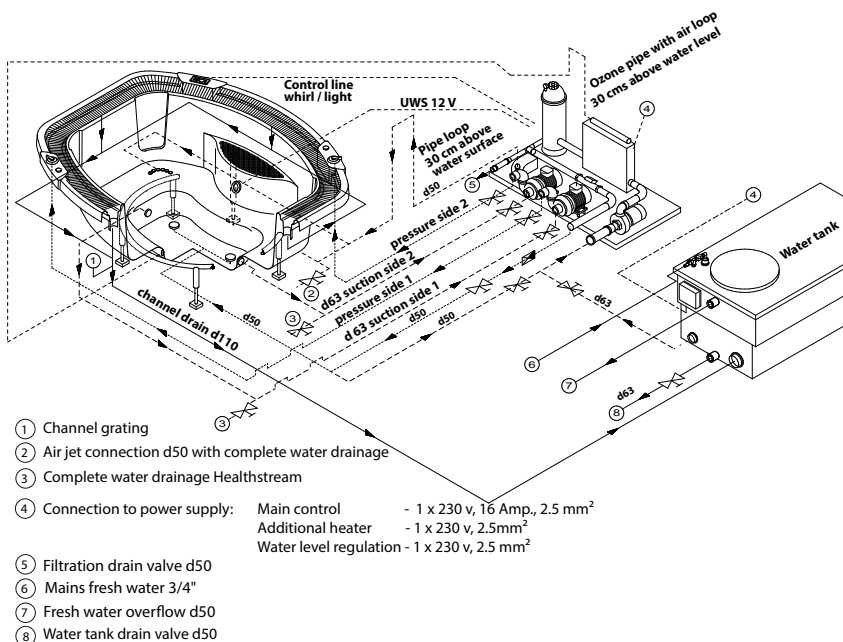
The ultimate whirlpool experience, the Overflow Spa is designed for years and years of luxurious relaxation. Elegantly designed, the Overflow Spa at Riviera Pools is our most exclusive pool to date. Riviera Overflow Spas are available for permanent installation anywhere inside or outside of your home. Designed for indoor or outdoor use, this spa will treat you to years of therapeutic massage, comfort, and relaxation.

The innovative design and meticulous engineering of the Overflow Spa offers the most massage features of any of our pools. Constructed from sanitary and durable acrylic, the shell of the pool includes specially designed massage jets that are engineered, installed, and plumbed within the factory. The nozzles are designed and arranged to hit the major spaces of tension within the body, offering deep, soothing, and restorative massage that delights. Whether you want a deep massage or a light kneading, the adjustable jets will provide the exact level of complete relaxation you desire. The Overflow Spa is designed for the discerning pool owner who demands nothing but the ultimate in soothing relaxation.

Featuring fully adjustable settings, features, and amenities found in the Pool Control Panel, including filter cycle programs, the spa has everything you need to keep running efficiently, all while keeping you relaxed. With adjustable jets, flow, lights and the Overflow Spa delivers a truly unique experience every time you step into the pool. Designed for easy maintenance and repair, this spa offers years of stress-free operation. When something does go wrong, the screen is able to identify a variety of warning messages or errors to help pinpoint you in the right direction. In addition to the environment control panel that is the nerve center of your pool, a convenient remote control comes optionally with our spas – meaning you can make your adjustments without ever leaving the comfort of the water.

The optional technical package comes complete with a heater, circulation pump, filter vessel, massage pumps, jets, and blowers. This package includes separate installation away from the spa itself, isolating the equipment in another space, cutting down on potentially intrusive noises and visuals, delivering a truly calming sensory experience without the clutter of equipment. The distance between the spa and the equipment should not exceed 10 m, and the overflow tank must be installed below the water level.

Ultimate relaxation. Ultimate luxury. Ultimate flexibility. The Overflow Spa is your ultimate whirlpool experience, designed to pamper you for years to come.



Overflow Spas

Type Whirlpool

Dimensions in cm

Water capacity in ltrs

Shell weight (without accessories)

Basic equipment

Shell sanitary acrylic shell Fibreglass reinforcement

PU foam insulation

Adjustable supporting frame and channel reinforcement

8 adjustable overflow channel supports

Halogen underwater light 50 W -12 V

Channel grating, PVC

Channel drains, PVC

Superjets

Microjets

Multi-Masterjet

Multijets

Turbojets

Hydrojets

Volcano jet

Air channel jets

Air Control

Jet Control

Sales prices in Euro excl. VAT

Colours: white (01), sea blue (02)

New! anthracite (25), limestone (26)

Massage equipment

Technical package EL/Ü

Pool control with digital display

Massage pump

Filterpump

Cartridge filter container 50 sqft

Blower

Ozonator for basic disinfection

Transformer 50 W-12 V

Electric heater 230 V - 2 + 3 kW,

Total connected load 2 x 230 V -16 Amp.

Technical

Sales prices in Euro excl. VAT

Technical package PWW

identical to EL/Ü but with heat exchanger 40 kW in addition to 1 x 3 kW electric heater, 1 x 230 V-16 Amp.

Power Pak, 2 massage pumps, 1 blower, transformer 50 VA, 4 Piezo-buttons and switchbox 400 V

Water tank 1.000 l capacity with water level regulator, dimensions: 2,00 x 1,15 x 0,80 m

Insulating cover (5 mm foam)

Manual vacuum cleaner

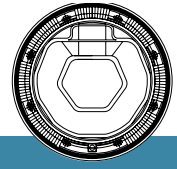
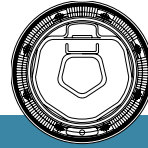
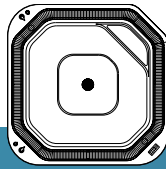
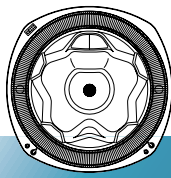
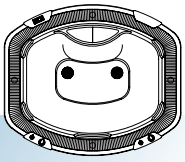
Grabrail, stainless steel, polished

Anti-slip coating of entry steps, color: transparent

Filter cartridge per piece

Accessories

Transport costs



Avalo 275	Relaxo 255	Quenta 255	Roman 255	Roman 285
275 x 235 x 100 cm 2.030 l 180 kg	255 x 255 x 104 cm 1.600 l 170 kg	255 x 255 x 98 cm 2.125 l 185 kg	ø 252 / 87 (74) cm 1.420 (1.320) l 170 (160) kg	ø 281 / 87 (74) cm 2.020 (1.900) l 215 (205) kg
● ● ● — 1 ● 4 x d 110	● ● ● — 1 ● 2 x d 125	● ● ● — 1 ● 2 x d 125	● ● ● ● 1 ● 1 x d 110	● ● ● ● 1 ● 1 x d 110
6 10 + 2 1 4 — 4 2 2 x 6 2 2 € 14.348,74 C 1 340 .. € 15.466,39 C 1 340 ..	— 10 + 4 1 2 2 — 1 2 x 6 2 2 € 13.609,24 C 1 350 .. € 14.726,89 C 1 350 ..	6 10 + 2 1 4 2 — 1 2 x 6 2 2 € 14.554,62 C 1 332 .. € 15.714,29 C 1 332 ..	6 8 — — 4 — floor drain 70 air suction — € 17.231,09 B Rom 310 0.. € 18.415,97 B Rom 310 0..	6 8 — — 4 — floor drain 70 air suction — € 19.457,98 B Rom 410 0.. € 20.588,24 B Rom 410 0..
1 2 1 1 1 ● ● ● € 5.558,82 C 6 500 100	1 2 1 1 1 ● ● ● € 5.558,82 C 6 500 100	1 2 1 1 1 ● ● ● € 5.558,82 C 6 500 100	1 2 1 1 1 ● ● ● € 5.991,60 C 6 500 102	1 2 1 1 1 ● ● ● € 5.991,60 C 6 500 102
€ 6.105,04 C 6 500 110	€ 6.105,04 C 6 500 110	€ 6.105,04 C 6 500 110	€ 6.537,82 C 6 500 112	€ 6.537,82 C 6 500 112
€ 4.983,19 C 6 500 123	€ 4.983,19 C 6 500 123	€ 4.983,19 C 6 500 123	€ 4.983,19 C 6 500 123	€ 4.983,19 C 6 500 123
€ 3.693,28 A 5 310 600 € 777,31 C 5 260 025 € 151,26 C 7 010 003 € 424,37 B 5 220 000 € 420,17 B 2 200 121 € 86,55 C 6 007 000	€ 3.693,28 A 5 310 600 € 756,30 C 5 260 024 € 151,26 C 7 010 003 € 424,37 B 5 220 000 € 420,17 B 2 200 121 € 86,55 C 6 007 000	€ 3.693,28 A 5 310 600 € 760,50 C 5 260 026 € 151,26 C 7 010 003 € 424,37 B 5 220 000 € 420,17 B 2 200 121 € 86,55 C 6 007 000	€ 3.693,28 A 5 310 600 € 697,48 C 5 260 022 € 151,26 C 7 010 003 € 424,37 B 5 220 000 € 420,17 B 2 200 121 € 86,55 C 6 007 000	€ 3.693,28 A 5 310 600 € 764,71 C 5 260 010 € 151,26 C 7 010 003 € 424,37 B 5 220 000 € 420,17 B 2 200 121 € 86,55 C 6 007 000
on request	on request	on request	on request	on request

● = included

— = not included

Accessories

Head rests for Strato 2.1/Strato 2.4

Colours: light grey, dimensions: 272 x 400 mm

€ 83,19

C WPZ 00 700 060

anthracite, dimensions: 272 x 400 mm

€ 83,19

C WPZ 00 700 061

light grey, dimensions: 363 x 400 mm
(skimmer side)

€ 83,19

C WPZ 00 700 070

anthracite, dimensions: 363 x 400 mm
(skimmer side)

€ 83,19

C WPZ 00 700 071



Headrest for Strato 2.1 + 2.4

Head rests for Wave

incl. 2 fixing bolts

Colour: grey

€ 68,91

C LO 210 050 502

white

€ 68,91

C LO 210 050 503



Headrest for Wave

Headrest cover

Riviera CS for Strato 2.0 / 2.3

Colours: light blue per piece

€ 62,18

C WPZ 00 700 052

blackberry per piece

€ 62,18

C WPZ 00 700 053

grey per piece

€ 62,18

C WPZ 00 700 054



Headrest cover for Strato 2.0/2.3

Headrest for Strato 2.0/ Strato 2.3

hinged, black, incl. 2 mounting pins

€ 92,44

C LO 210 050 511



Headrest for Strato 2.0/2.3

Entry step for Strato 2.1/Strato 2.4

Dimensions: 83 x 49 x 42 cm (L x W x H), aluminum profile with a fine structured surface lid can be opened, with RivieraTex cover

Colours: light grey

€ 735,29

C STR150710

anthracite

€ 735,29

C STR150720

beige grey

€ 735,29

C STR150730



Step for Strato 2.1/ Strato 2.4

New! Hardtop cover for inground spas

4 parts, made of RivieraTex, RivieraTex is a 100% dyed polyester fabric, PU-coated, water-repellent (colour overview: see page 15)

- Colours: anthracite (08)
- beige grey (09)
- light grey (06)

Price
see inside



Hardtop cover made of RivieraTex

New! Hardtop cover "Wind & Weather" for inground spas

with slope, 4 parts, made of RivieraTex, RivieraTex is a 100% dyed polyester fabric, PU-coated, water-repellent (colour overview: see page 15)

- Colours: anthracite (08)
- beige grey (09)
- light grey (06)

Price
see inside



Hardtop cover "wind & weather" with slope (picture similar)

New! Cover for portable spa hardtops as protection against pollution and rain, made of RivieraTex.

RivieraTex is a 100% dyed polyester fabric, PU-coated, water-repellent (colour overview: see page 15)

- Strato 2.0** (portable) light grey (06), beige grey (09)
- Strato 2.1** (portable) light grey (06), beige grey (09)
- Strato 2.3** (portable) light grey (06), beige grey (09)
- Strato 2.4** (portable) light grey (06), beige grey (09)
- Wave 2.0** (portable) light grey (06), beige grey (09)

- € **226,89**
C STR 110 75 ..
- € **263,03**
C STR 150 73 ..
- € **302,52**
C STR 210 75 ..
- € **226,89**
C STR 240 73 ..
- € **302,52**
C WAV 120 73 ..



Cover for hardtop, Strato portable

New! Winter cover for portable spas as protection against pollution and rain, made of RivieraTex.

RivieraTex is a 100% dyed polyester fabric, PU-coated, water-repellent (colour overview: see page 15)

- Strato 2.0** (portable) light grey (06), beige grey (09)
- Strato 2.1** (portable) light grey (06), beige grey (09)
- Strato 2.3** (portable) light grey (06), beige grey (09)
- Strato 2.4** (portable) light grey (06), beige grey (09)
- Wave 2.0** (portable) light grey (06), beige grey (09)

- € **453,78**
C STR 110 74 ..
- € **563,03**
C STR 150 72 ..
- € **617,65**
C STR 210 74 ..
- € **617,65**
C STR 240 72 ..
- € **617,65**
C WAV 120 72 ..



Winter cover for Strato portable

Insulating cover
5 mm

Price
see inside



Insulating cover

Accessories

LED lights for inground spas

WP-LED-UWS, 4/4, 3.0, 24 V DC, **warm white**,
face plate: stainless **steel polished**, with 5 m silicon cable

€ 483,19

A 4 534 325

Ditto RGBW

LED light

WP-LED-UWS, 4/4, 3.0, 24 V DC, **warm white**,
face plate: **white**, with 5 m silicon cable

€ 483,19

A 4 534 326

Ditto RGBW

€ 483,19

A 4 534 366

Halogen light, 12 V / 50 W, AC adapter

€ 424,37

A 4 122 180

Pre-assembly

€ 21,01

B 999 001

Power supply 100-277 V AC/24 V DC, 200 W for two
21-piece, for 15-piece, or 6 x 3-piece high-power
LED 2.0, monochrome

€ 571,43

A 3 534 030

Electrical ballast 100-277 V AC/24 V DC, 200 W for two
21-piece, for 15-piece, or six 3-piece high-power
LED 2.0, RGB

€ 983,19

A 3 534 040

LED-remote control for coloured LED lights

consisting of:

hand-held remote control incl. receiver, antenna and cable

€ 630,25

A 3 534 050

Remote control

for jet, whirl, light

€ 310,92

C 7 010 001

Lighting of the baseboards

LED white

Price

see inside



WP LED light 4/4




WP Halogen light



Remote control



Remote control



Lighting of the baseboards, LED white

Stainless steel grabrail

stainless steel, polished, with connection kit

(2 grabrails recommended)

per piece

€ **424,37**
B 5 220 000*Grabrail, stainless steel, polished***Hardtop shampoo**€ **21,85**
C L7 800 001**Hardtop conditioner**

For cleaning and care of the headrest cover.

€ **21,85**
C L7 800 002*Cleaner***Manual vacuum cleaner**

For a simple dirt suction on the pool ground.

€ **151,26**
C 7 010 003*Manual vacuum cleaner*

Colours and colour combinations



WHITE ELEGANCE

Strato 2.1 Art.-no. C STR 15 01 31
Strato 2.4 Art.-no. C STR 24 01 31



BEIGE ELEGANCE

Strato 2.1 Art.-no. C STR 15 01 35
Strato 2.4 Art.-no. C STR 24 01 35



BEIGE LITE

Strato 2.1 Art.-no. C STR 15 01 33
Strato 2.4 Art.-no. C STR 24 01 33



ANTHRACITE ELEGANCE

Strato 2.1 Art.-no. C STR 15 01 34
Strato 2.4 Art.-no. C STR 24 01 34

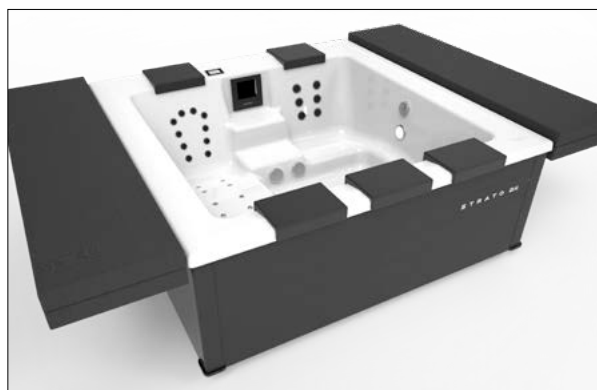


ANTHRACITE LITE

Strato 2.1 Art.-no. C STR 15 01 32
Strato 2.4 Art.-no. C STR 24 01 32

COLOUR COMBINATIONS

Designpackage	Pool/acryl	Covering	Corner	Headrest	Steps	Cover
WHITE ELEGANCE	white	white	white	light grey	white	light grey
ANTHRACITE ELEGANCE	white	anthracite	anthracite	anthracite	anthracite	anthracite
BEIGE ELEGANCE	white	beige-grey	beige-grey	light grey	beige-grey	beige-grey
BEIGE LITE	white	beige-grey	white	light grey	beige-grey	beige-grey
ANTHRACITE LITE	white	anthracite	white	anthracite	anthracite	light grey



**The NEW Strato 2.4 with 5 seats!
Available in Elegance & Lite version
from May 2021.**

RIVIERATEX-COLOURS FOR:

- Hardtop covers for inground spas
- Hardtop Covers "Wind & Weather"
- Covers for Portable Spas



Anthracite (08)



Beige grey (09)



Light grey (06)

The photos shown are simply examples and can only approximate to the actual appearance due to printing limitations. Your RivieraPool specialist retailer can show you the genuine colours.

PRODUCTION FACILITIES IN D-GEESTE-DALUM AND SK-TRNAVA



This list does not contain details relating to prefabricated swimming pools or cold dip pools.
Please request our documentation if required, or visit us at:

www.rivierapool.com

RivieraPool®

One of the leading
manufacturers of
prefabricated swimming
pool technology
and spas.
BSW member.

